

# nurses' paycheck

a comprehensive analysis of nurses' wages

A quarterly publication by the Australian Nursing Federation designed to provide a comprehensive analysis of nurses' wages throughout Australia using both federal and state industrial instruments



June - August 2008  
Volume 7 | Number 3



© Copyright 2008

Australian Nursing Federation Federal Office  
Melbourne, Australia

All rights reserved. No material may be reproduced,  
translated for reproduction or otherwise used  
without permission from the publisher.

Copies of this publication can be obtained from the:

Australian Nursing Federation  
Level 1, 365 Queen Street  
Melbourne VIC 3000

Ph +61 3 9602 8500  
Fax +61 3 9602 8567  
Email: [anna@anf.org.au](mailto:anna@anf.org.au)

ISSN 1832-5025

## CONTENTS

---

Introduction	Page 5
Demographics on the Employment of Nurses	Page 7
Industrial Relations in Australia	Page 17
<b>PART ONE</b>	
Public, Private and Aged Care Sector Classification Maps	Page 19
<b>PART TWO</b>	
Public Sector Nurses' Salary Data	Page 27
<b>PART THREE</b>	
Public Sector Nurses' Awards/Agreements	Page 33
<b>PART FOUR</b>	
Public Hospital and Private Aged Care Comparative Wage Information	Page 37
<b>PART FIVE</b>	
Nursing Classification and Sector Comparisons	Page 47
About the ANF	Page 51
Australian Nursing Federation contact details	Page 55



## INTRODUCTION

---

Nurses' wages in Australia are set out predominately in the growing number of nursing industrial agreements reached between the Australian Nursing Federation<sup>1</sup> and employers. The overall growth in agreements since 1996 reflects a move from a centralised industrial relations system to one which is decentralised and where agreements have progressively replaced awards as the principle vehicle for wage movements. Changes to the federal industrial relations laws proclaimed on 27 March 2006<sup>2</sup> further decentralised the system and significantly reduced the role of awards in providing a safety net of wages and conditions of employment. However, new laws proclaimed on 28 March 2008<sup>3</sup> re-establish the role of awards in providing a safety net for all new agreements.

Nursing employment conditions are in the main regulated by federal laws with the major exception being nurses employed in New South Wales, nurses employed in public hospitals in South Australia, Western Australia, Tasmania and Queensland, and some nurses employed in the private sector in Queensland which are regulated by the relevant State industrial bodies.

Under the current industrial laws it is expected that collective agreements will continue to be the primary mechanism for determining wages and conditions for nurses in both the public and private sectors and there will be a significant expansion of agreements to cover other areas of nursing employment. Ready access to reliable and accurate wages information is increasingly difficult in this environment.

*Nurses PAYCHECK*, a quarterly publication of nurses' wage rates, seeks to provide an analysis of nursing wage movements across a selection of key classification levels in the public hospital, private hospital and aged care sectors.

*Nurses PAYCHECK* also compares key nursing classification wage rates between the states and territories, agreements, and across selected nursing areas of employment.

<sup>1</sup> The Australian Nursing Federation is made up of the following state and territory branches: ANF ACT, ANF QLD (QNU), ANF NSW (NSWNA), ANF WA, ANF VIC, ANF SA, ANF NT and ANF TAS. Branch contact details can be found at page 57.

<sup>2</sup> The *Workplace Relations Amendment (Work Choices) Act 2005* and the *Workplace Relations Regulations 2006*.

<sup>3</sup> The *Workplace Relations Amendment (Transition to Forward with Fairness) Act 2008*.



## DEMOGRAPHICS ON THE EMPLOYMENT OF NURSES

---

The latest published data for the nursing workforce is found in the Australian Institute of Health and Welfare (AIHW) publication *Nursing and Midwifery Labour Force 2005*.

According to the AIHW, there were 285,620 nurses licensed<sup>4</sup> in Australia in 2005. Of these, 230,578 (81%) were registered nurses and 55,042 (19%) were enrolled nurses.<sup>5</sup>

Not all licensed nurses are employed in nursing, however 89.7% of registered nurses and 87.4% of enrolled nurses are in the nursing workforce. Of these 95.8% were employed in nursing; 1.2% were looking for work in nursing; and 2.9% were on extended leave. Of those nurses not in the nursing workforce, 45.7% were not employed; 47.6% were employed elsewhere; and 6.8% were overseas.<sup>6</sup>

**Table 1**  
**Registered and enrolled nurse workforce Australia 1993-2005**

YEAR	RN	EN
1993	175 392	57 211
1994	184 761	57 466
1995	178 996	52 167
1996	180 454	50 065
1997	183 060	48 832
1999	186 294	47 688
2001	189 674	46 888
2003	196 091	49 440
2004 (revised)	202,994	50,598
2005	206,873	48,083

Source: AIHW *Nursing Labour Force* 1997, 1998, 2001, 2003, 2005, 2006, 2008

Note: The AIHW have revised figures used for 2004. Further information is available on their website.

<sup>4</sup> Registered and enrolled nurses (enrolled nurses are titled Registered Nurse Division 2 in the State of Victoria)

<sup>5</sup> AIHW 2008 *Nursing and Midwifery Labour Force 2005* p.6

<sup>6</sup> Ibid p.8



**Figure 1**  
Registered and Enrolled Nurse Workforce Australia 1993-2005



Source: AIHW *Nursing Labour Force* 1997, 1998, 2001, 2003, 2005, 2006, 2008

**Table 2**  
Nursing Workforce 1993-2005

Year	1993	1994	1995	1996	1997
In Workforce	232 603	242 225	231 163	230 519	231 892
Not in Workforce	38 117	26 745	27 996	25 085	23 659
% of RNs & ENs not in workforce	14.1	9.9	10.8	9.8	9.3
Year	1999	2001	2003	2004	2005
In Workforce	233 982	236 562	245 531	253 592	254 956
Not in workforce	22 956	23 513	27 846	29 110	30 663
% of RNs & ENs not in workforce	8.9	9.0	10.2	10.3	10.7

Source: AIHW *Nursing Labour Force* 1997, 1998, 2001, 2003, 2005, 2006, 2008



The 2005 data shows that the largest proportion of nurses were employed in clinical practice (91.2% of registered nurses and 91.5% of enrolled nurses).<sup>7</sup> Of these, 31.5% were employed in the clinical practice areas of medical and surgical nursing; 15.3% were employed in gerontology; 14.4% in intensive care; 8.4% in maternity care; 7.5% in operating theatres; 6.3% in community health; and 5.7% in mental health.<sup>8</sup>

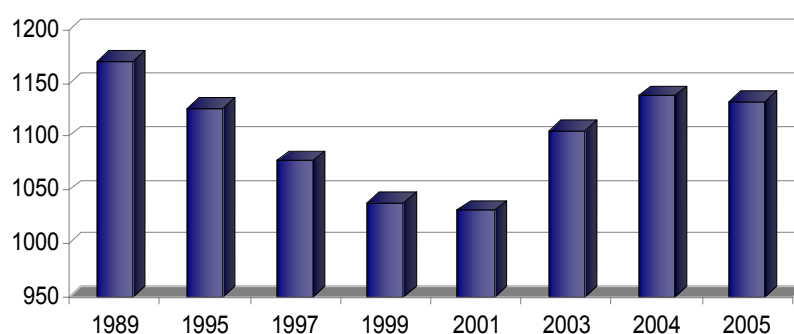
Approximately 59.0% of employed nurses work in public and private acute hospitals; 13.3% in residential aged care facilities; 9.0% in a community setting; 4.3% in psychiatric hospitals/mental health services and 14.4% in other nursing areas.<sup>9</sup>

Two thirds or about 62.6% of all employed nurses work in capital cities or metropolitan areas; 31.2% in rural centres; and 2.2% in remote areas. Nurse numbers in rural areas and remote areas rose by 15.7% and 13.3% respectively while population growth was 2.9% and 0.6% respectively.<sup>10</sup>

It was estimated in 2004 that there were about 67,661 unlicensed nursing or personal care assistants employed in the private residential aged care sector to assist nurses in the provision of nursing care.<sup>11</sup>

The AIHW reports an increase in the number of full-time equivalent (FTE) per 100,000 population from 1031 (FTE) in 2001 to 1133 (FTE) nurses per 100,000 population in 2005. This was due to both a 7.1% increase in the number of employed nurses and a 7.5% increase in the average hours they worked.<sup>12</sup> AIHW also report that apparent changes in supply should be interpreted with care due to changes in the form of question asked about hours of work. It should be noted however that the 2005 FTE figure of 1133 FTE nurses per 100,000 population figure is below the FTE figure for 2004 (1138) and well below the figure for 1989 (1171).<sup>13</sup>

**Figure 2**  
**Employed nurses per 100,000 population 1989-2005**



Source: AIHW 2001 *Nursing Labour Force 1999* p.31;  
AIHW 2003 *Nursing Labour Force 2002* p.18;  
AIHW 2005 *Nursing and Midwifery Labour Force 2003* p.6;  
AIHW 2008 *Nursing and Midwifery Labour Force 2005* p.20.

<sup>7</sup> AIHW 2008 *Nursing and Midwifery Labour Force 2005* p.6

<sup>8</sup> AIHW 2008 - Additional tables

<sup>9</sup> AIHW 2008 op cit p.19

<sup>10</sup> AIHW 2008 op cit p.12

<sup>11</sup> Richardson S 2004 *The Care of Older Australians: A picture of the residential aged care workforce* National Institute of Labour Studies Flinders University Adelaide Australia

<sup>12</sup> AIHW 2008 *Nursing and Midwifery Labour Force 2005* p.20

<sup>13</sup> AIHW 2001 *Nursing Labour Force 1999* p.31



The nursing workforce in Australia is also ageing. In 2005, the average age for registered nurses was 45.0 years and for enrolled nurses it was 45.5 years. The proportion of nurses aged 45 years or over increased to 55.3% of the nursing workforce, with 19.1% over the age of 55 years.<sup>14</sup>

These figures have implications for nursing education and for workforce planning as over 50% of nurses will be contemplating retirement within the next 15-20 years and it is likely they will be those with the most experience and with specialist qualifications or expertise.

There has been little change over time in the number of males employed in nursing, with males comprising 7.9% of the total national nursing workforce in 2005 (down from 8.4% in 2001).<sup>15</sup>

Patient separations in acute public hospitals have remained relatively stable at 45 patient separations per full time equivalent nurse in 2005-2006.<sup>16</sup>

Nurses in Australia continue to turn to part time and casual work in an effort to manage their workloads. In 2005, 49.8% of nurses worked part-time (48.2% of the registered nurse workforce and 56.6% of the enrolled nurse workforce). The average number of hours worked per week however increased slightly from 32.8 hours in 2004 to 33 hours in 2005 (33.3 hours for registered nurses and 31.6 hours for enrolled nurses).<sup>17</sup>

There has been an increase in the number of people completing undergraduate nursing courses each year between 2002 and 2006.<sup>18</sup> However, while the figures are improving this increase is not considered sufficient to meet the demand for nurses now or in the future.

A report by the Australian Health Workforce Advisory Committee<sup>19</sup> stated that for supply to meet demand, between 10,712 and 13,483 new registered nurses are required to enter the workforce in 2010. Currently just over 6,000 registered nurses graduate each year. The same report also estimated that new enrolled nurse requirements were between 5,734 and 6,201 in 2010.

**Table 3**  
**Undergraduate Course Completions 2000-2006**

Year	2000	2001	2002	2003	2004	2005	2006
Completions	5 066	5 050	5 310	5 320	5 631	5650	6114

Source: Department of Education, Science and Training Higher Education Statistics Collection, Student Tables 2000-2006

<sup>14</sup> AIHW 2008 *Nursing and Midwifery Labour Force 2005* p.9 and additional tables

<sup>15</sup> AIHW 2008 *ibid* p.9

<sup>16</sup> AIHW 2007 *Australian Hospital Statistics 2005-06* p.22 and p.41

<sup>17</sup> AIHW 2008 *Nursing and Midwifery Labour Force 2005* pp. 13, 14 and 15

<sup>18</sup> Department of Education, Science and Training Higher Education Statistics Collection, Student Tables 2000-2005

<sup>19</sup> Australian Health Workforce Advisory Committee, *The Australian Nursing Workforce: An overview of workforce planning 2001-2004* available from: [http://www.health.nsw.gov.au/amwac/pdf/nurseoview\\_20042.pdf](http://www.health.nsw.gov.au/amwac/pdf/nurseoview_20042.pdf)



There are insufficient university places for those eligible people wishing to undertake a nursing course. Figures from the Australian Vice-Chancellors Committee show that 2,866 eligible nursing applicants missed out on an undergraduate nursing place in 2007.<sup>20</sup>

**Table 4**  
**Unmet Demand for Nursing Courses**

Year	2000	2001	2002	2003	2004	2005	2006	2007
Unmet Demand	1 473	1 544	2 934	4 861	4 545	2 716	2 408	2 866

Source: Australian Vice-Chancellors' Committee 2007

The new Rudd Labor Government announced an additional 1,000 new nursing university places each year commencing 2008. Also announced was a \$87 million re-entry to the nursing workforce initiative covering the public, private and aged care sectors.

<sup>20</sup> Australian Vice-Chancellors' Committee Unmet Demand Survey April 2007



## INDUSTRIAL RELATIONS IN AUSTRALIA

---

### **The current legislative framework governing industrial relations**

*The Workplace Relations Amendment (WorkChoices) Act 2005 and the Workplace Relations Regulations 2006* commenced on 27 March 2006 introducing the most significant changes to the regulation of industrial relations in Australia since 1904, when the federal industrial relations system was established. The changes rely on the corporations' power in the Australian Constitution to increase the coverage and change the content of the federal industrial relations system. Following the election of the Labor government in November 2007 further changes to industrial relations laws are proposed. *The Workplace Relations Amendment (Transition to Forward with Fairness) Act 2008*, commenced on 28 March 2008 and is the first step in the government's foreshadowed substantive reform of the industrial relations system.

### **Coverage of federal system**

With a view to creating a single national industrial relations system, the current federal system covers all constitutional corporations and their employees. The various state industrial relations systems are excluded from covering these employers and employees. While the definition of a constitutional corporation is unclear, the federal industrial relations system potentially covers up to 85 per cent of employees in Australia, although coverage is lower in some states (for example about 75 per cent of employees in NSW). It is expected that coverage of both the federal and state industrial relations systems will be settled by 1 January 2010.

### **Changes to minimum and award wages**

Award wages are currently adjusted by the Australian Fair Pay Commission (AFPC), rather than through the annual national wage cases of the Australian Industrial Relations Commission. The AFPC operates according to different parameters, undertaking research and consulting with relevant stakeholders rather than arbitrating in the context of competing claims by unions, employer organisations and government. Recent changes to the function of the AFPC following the commencement of the *Workplace Relations Amendment (Transition to Forward with Fairness) Act 2008* on 28 March 2008 confine the functions of the AFPC to:

- undertaking annual minimum wage reviews;
- adjusting wage rates in existing Australian pay and Classifications Scales as a result of those reviews; and
- adjusting the Federal Minimum Wage.

### **Changes to award conditions**

Pre-reform awards currently do not contain rates of pay, classifications or career structures. However, the new government's recent amendments include a request to the AIRC to commence the process of award modernisation which, in combination with new legislative standards, will become the new minimum safety net of wages and conditions commencing 1 January 2010.

## Changes to legislative conditions

There are currently four legislated minimum conditions:

- 38 hours maximum ordinary hours of work;
- four weeks annual leave plus an additional one week for qualifying shift workers;
- ten days personal/carer's and two days compassionate leave; and
- fifty two weeks unpaid parental leave.

These four conditions, together with minimum wages, comprise the Australian Fair Pay and Conditions (AFPC) Standard. The conditions in this Standard form part of the 'safety net' and apply to all employees covered by the federal industrial relations system. The government has proposed a set of new legislated minimum conditions and released a Discussion Paper containing ten National Employment Standards applicable to all employees covered by the federal system commencing from 1 January 2010.<sup>21</sup>

## Workplace agreements

Workplace agreements lodged with the Workplace Authority prior to 7 March 2007 did not have to pass a 'no disadvantage test' and were only required to comply with a minimum wage and the four minimum conditions in the AFPC standard.

Following the commencement of the *Workplace Relations Amendment (A Stronger Safety Net) Act 2007*, workplace agreements were subject to a Fairness Test requiring the Workplace Authority to be satisfied that fair compensation had been provided for modifying or removing any or all protected award conditions.

The "Transition to Forward with Fairness" legislation operating from 28 March 2008 introduces a new 'no disadvantage test' requiring all agreements to be assessed by the Workplace Authority against all provisions of the relevant award. Agreements must also comply with the current AFPC Standard.

The legislation also prevents the making of new industrial agreements known as Australian Workplace Agreements (AWAs) and establishes transitional individual instruments - Individual Transitional Employment Agreements (ITEAs) which are only available in limited circumstances.

## Further changes

Further changes to the industrial relations legislation will be implemented in the government's substantive Bill expected to be tabled in Parliament later this year. This will include:

- the scope of the federal laws and framework of the Act;
- rights to representation, collective bargaining, information and consultation;
- good faith bargaining;
- unfair dismissal;
- the establishment of Fair Work Australia;
- maintenance of the safety net; and
- enforcement and compliance.

<sup>21</sup> Department of Education, Employment and Workplace Relations, National Employment Standards Exposure Draft Discussion Paper available at [www.workplace.gov.au](http://www.workplace.gov.au)

NOTE: This information is provided to give the users of *Nurses PAYCHECK* an overview of the industrial relations system in Australia and does not seek to provide industrial advice. Users are urged to obtain independent professional advice on such matters.

PART ONE  
PUBLIC, PRIVATE & AGED CARE SECTOR  
CLASSIFICATION MAPS

---

This part of *Nurses PAYCHECK* provides the current classification structures contained in pre WorkChoices federal and state awards in public and private hospital and aged care sectors, arranged as a classification map across the states and territories.

Each classification has specific definition and criteria both in terms of experience, skill levels and educational requirements and form the basis of the nursing career path.

The classification structures are indicative and their scope may vary depending on the size and geographical location of the establishment and accordingly subscribers are advised to obtain specific advice on the application of the structures in their particular circumstances.

CLASSIFICATION MAP

**Glossary of Terms**

---

<b>AAIN</b>	Advanced Assistant in Nursing
<b>ADON</b>	Assistant Director of Nursing
<b>AIN</b>	Assistant in Nursing
<b>AIN/M</b>	Assistant in Nursing/Midwifery
<b>AN</b>	Assistant Nurse
<b>CN/MC</b>	Clinical Nurse/Midwifery Consultant
<b>CN/ME</b>	Clinical Nurse/Midwifery Educator
<b>CN/MS</b>	Clinical Nurse/Midwifery Specialist
<b>COM/FCH</b>	Community/Family Child Health Nurse
<b>DDON</b>	Deputy Director of Nursing
<b>DON</b>	Director of Nursing
<b>EN</b>	Enrolled Nurse (RN Division 2 in Victoria)
<b>EN ME</b>	Enrolled Nurse with Medication Endorsement
<b>EP</b>	Exemplary Practice (NT)
<b>NA</b>	Nursing Assistant / Nursing Attendant
<b>N</b>	Nurse
<b>N/MUM</b>	Nursing/Midwifery Unit Manager
<b>NO</b>	Nursing Officer
<b>NP</b>	Nurse Practitioner
<b>NS</b>	Nurse Specialist
<b>OHC</b>	Occupational Health Clinical
<b>OHS</b>	Occupational Health and Safety
<b>RN</b>	Registered Nurse (RN Division 1 in Victoria)
<b>RN/M</b>	Registered Nurse/Midwife
<b>SN</b>	Student Nurse
<b>SRN</b>	Senior Registered Nurse
<b>TEN</b>	Trainee Enrolled Nurse



NSW	ACT	QLD	NT	SA	TAS	WA	VIC	VIC	VIC
CNS	RN2 yr 1 RN2 yr 2 RN2 yr 3 RN2 yr 4 RN2 yr 5	NO2 yr 1 NO2 yr 2 NO2 yr 3 NO2 yr 4	N3 yr 1 N3 yr 2 N3 yr 3	RN2 yr 1 RN2 yr 2 RN2 yr 3 RN2 yr 4	RN2 yr 1 RN2 yr 2 RN2 yr 3 RN2 yr 4	RN2 yr 1 RN2 yr 2 RN2 yr 3 RN2 yr 4	CNS		
CNC Grade 1 yr 1 yr 2	RN3 Gr 1 yr 1 RN3 Gr 1 yr 2 RN3 Gr 1 yr 3	NO4 yr 1 NO4 yr 2 NO4 yr 3 NO4 yr 4	N4 yr 1 N4 yr 2 N4 yr 3	RN3 Band A yr 1 Thereafter Band B	RN3 yr 1 RN3 yr 2 RN3 yr 3	RN3 yr 1 RN3 yr 2 RN3 yr 3	RN3A yr 1 RN3A yr 2 RN3B yr 1		
CNC Grade 2 yr 1 yr 2	RN3 Gr1 yr 4 RN3 Gr1 yr 5			Band C	RN3 yr 4	RN3 yr 4	RN3B yr 2		
NUM 1 NUM 2 NUM 3	RN3 Gr2 yr 1 RN4 Gr 1 RN4 Gr 2 RN4 Gr 3		N5 yr 1 N5 yr 2	RN4 Gr 1 RN4 Gr 2 RN4 Gr 3	RN4 Gr 1 RN4 Gr 2 RN4 Gr 3	RN4 Gr 1 RN4 Gr 2 RN4 Gr 3	RN4A yr 1 RN4A yr 2 RN4B yr 1 RN4B yr 2 RN4B yr 3		
Nurse Practitioner Year 1 Year 2	Nurse Practitioner Year 1 Year 2	Nurse Practitioner Year 1 Year 2							
Nurse Manager 1	RN5 Gr 1	NO4 DON yr 1 NO4 DON yr 2 NO4 DON yr 3	N6		RN5 Gr 1	RN5 Gr 1	RN5 13- 50 beds RN5 51-200 beds	RN6 51-100 beds RN6 101-200 beds RN6 201-300 beds RN6 301-400 beds RN6 401-500 beds RN6 501-700 beds RN6 over 700 beds	RN7 < 13 beds RN7 13- 24 beds RN7 25- 50 beds RN7 51-100 beds RN7 101-200 beds RN7 201-300 beds RN7 301-400 beds RN7 401-500 beds RN7 501-600 beds RN7 601-700 beds RN7 701 & above
Nurse Manager 2	RN5 Gr 2	NO5 yr 1		RN5 Band A	RN5 Gr 2	RN5 Gr 2			
Nurse Manager 3	RN5 Gr 3			RN5 Band B	RN5 Gr 3	RN5 Gr 3			
Nurse Manager 4	RN5 Gr 4	NO5 yr 2		RN5 Band C RN5 Gr 4	RN5 Gr 4	RN5 Gr 4			
Nurse Manager 5		NO6							
Nurse Manager 6	RN5 Gr 5	NO7	N7	RN5 Band D	RN5 Gr 5	RN5 Gr 5			
Nurse Manager 7		NO8							
Nurse Manager 8	RN5 Gr 6	NO9		RN5 Band E RN5 Gr 5 RN5 Gr 6	RB5 Gr 6	RN5 Gr 6			
Nurse Manager 9			N8						
Nurse Educator yr 1 Nurse Educator yr 2 Nurse Educator yr 3 Nurse Educator yr 4	RN3 yr 1 RN3 yr 2 RN3 yr 3 RN3 yr 4 RN3 yr 5		N4 yr 1 N4 yr 2 N5 yr 1 N5 yr 2	RN3A yr 1 RN3A yr 2 RN3B RN3C	Nurse Ed yr 1 Nurse Ed yr 2 Nurse Ed yr 3 Nurse Ed yr 4	RN4A yr 1 RN4A yr 2 RN4B yr 1 RN4B yr 2			

In SA RN Band A, B and C classifications are subject to criteria based on complexity of role and levels of responsibility  
RN 5A to E and Grades 4, 5 and 6 are linked to specific health agencies/services in Schedule B of Award

A = Metropolitan (Victoria) B = Country (Victoria)



NSW	ACT	QLD	NT	SA	TAS	WA	VIC	VIC	VIC
NUM1	RN4 Gr 1	RN4 Gr 1	RN4 Gr 1	RN4 Gr 1	RN4 Gr 1	RN4 Gr 1	RN4A yr 1		
NUM2	RN4 Gr 2	RN4 Gr 2	RN4 Gr 2	RN4 Gr 2		RN4 Gr 2	RN4A yr 2		
NUM3	RN4 Gr 3	RN4 Gr 3	RN4 Gr 3	RN4 Gr 3		RN4 Gr 3	RN4B yr 1		
ADON 100 beds +							RN4B yr 2		
DDON < 100 beds									
100-199 beds									
200-249 beds									
250-349 beds									
350-449 beds									
450-749 beds									
750+ beds									
DON < 25 beds	RN5 Gr 1	RN5 Gr 1	RN5 Gr 1	RN5 Gr 1	RN5 Gr 1	RN5 Gr 1	RN5 13- 50 beds		
25- 49 beds							RN5 51-200 beds	RN6 51-100 beds	RN7 < 13 beds
50- 74 beds	RN5 Gr 2	RN5 Gr 2	RN5 Gr 2	RN5 Gr 2	RN5 Gr 2	RN5 Gr 2	RN5 201-400 beds	RN6 101-200 beds	RN7 13- 24 beds
75- 99 beds							RN5 401-600 beds	RN6 201-300 beds	RN7 25- 50 beds
100-149 beds							RN5 600+ beds	RN6 301-400 beds	RN7 51-100 beds
150-199 beds	RN5 Gr 3	RN5 Gr 3	RN5 Gr 3	RN5 Gr 3	RN5 Gr 3	RN5 Gr 3		RN6 401-500 beds	RN7 101-200 beds
200-249 beds								RN6 501-700 beds	RN7 201-300 beds
250-349 beds	RN5 Gr 4	RN5 Gr 4	RN5 Gr 4	RN5 Gr 4	RN5 Gr 4	RN5 Gr 4		RN6 Over 700 beds	RN7 301-400 beds
350-449 beds									RN7 401-500 beds
450-749 beds	RN5 Gr 5	RN5 Gr 5	RN5 Gr 5	RN5 Gr 5	RN5 Gr 5	RN5 Gr 5			RN7 601-700 beds
									RN7 701 & above
	RN5 Gr 6	RN5 Gr 6	RN5 Gr 6	RN5 Gr 6					
Nurse Educator yr 1	N/A	N/A	N/A	N/A	N/A	N/A	N/A	N/A	N/A
Nurse Educator yr 2									
Nurse Educator yr 3									
Nurse Educator yr 4									
Senior Nurse Educator yr 1	N/A	N/A	N/A	N/A	N/A	N/A	N/A	N/A	N/A
Senior Nurse Educator yr 2									
Senior Nurse Educator yr 3									

A = Metropolitan (Victoria) B = Country (Victoria)

# NURSING AGED CARE SECTOR CLASSIFICATION MAP

NSW	ACT	QLD	NT	SA	SA	SA	TAS	WA	WA Silver Chain Award	VIC	VIC	VIC
Assistant in Nursing	Nurse Assistant AIN L1	Assistant Nurse AN Entry Level AN1 yr 1 AN1 yr 2 AN1 yr 3 AN2 yr 1 AN2 yr 2 AN2 yr 3	N/A	N/A	N/A	N/A	N/A	N/A	Nursing Attendant			
Trainee EN				Trainee EN	Trainee EN	Trainee EN	Trainee EN	Trainee EN				
EN yr 1	EN yr 1	EN1 yr 1 EN1 yr 2 EN1 yr 3(a) EN1 yr 3(b)	EN yr 1	EN yr 1	EN yr 1	EN yr 1	EN yr 1	EN L1 yr 1	EN yr 1	EN yr 1		
EN yr 2	EN yr 2	EN2 yr 1 EN2 yr 2	EN yr 2	EN yr 2	EN yr 2	EN yr 2	EN yr 2	EN L1 yr 2	EN yr 2	EN yr 2		
EN yr 3	EN yr 3		EN yr 3	EN yr 3	EN yr 3	EN yr 3	EN yr 3	EN L1 yr 3	EN yr 3	EN yr 3		
EN yr 4	EN yr 4		EN yr 4	EN yr 4	EN yr 4	EN yr 4	EN yr 4	EN L2 yr 1	EN yr 4	EN yr 4		
EN yr 5	EN yr 5		EN yr 5	EN yr 5	EN yr 5	EN yr 5	EN yr 5	EN L2 yr 2 EN L2 yr 3 EN L3	EN yr 5	EN yr 5		
RN1 yr 1	RN1 yr 1		RN1 yr 1	RN1 yr 1	RN1 yr 1	RN1 yr 1	RN1 yr 1	RN1 yr 1	RN1 yr 1	RN Gr 1		
RN1 yr 2	RN1 yr 2	RN1 yr 1	RN1 yr 2	RN1 yr 2	RN1 yr 2	RN1 yr 2	RN1 yr 2	RN1 yr 2	RN1 yr 2	RN Gr 2 yr 1		
RN1 yr 3	RN1 yr 3		RN1 yr 3	RN1 yr 3	RN1 yr 3	RN1 yr 3	RN1 yr 3	RN1 yr 3	RN1 yr 3	RN Gr 2 yr 2		
RN1 yr 4	RN1 yr 4	RN1 yr 2	RN1 yr 4	RN1 yr 4	RN1 yr 4	RN1 yr 4	RN1 yr 4	RN1 yr 4	RN1 yr 4	RN Gr 2 yr 3		
RN1 yr 5	RN1 yr 5		RN1 yr 5	RN1 yr 5	RN1 yr 5	RN1 yr 5	RN1 yr 5	RN1 yr 5	RN1 yr 5	RN Gr 2 yr 4		
RN1 yr 6	RN1 yr 6	RN1 yr 3	RN1 yr 6	RN1 yr 6	RN1 yr 6	RN1 yr 6	RN1 yr 6	RN1 yr 6	RN1 yr 6	RN Gr 2 yr 5		
RN1 yr 7	RN1 yr 7		RN1 yr 7	RN1 yr 7	RN1 yr 7	RN1 yr 7	RN1 yr 7	RN1 yr 7	RN1 yr 7	RN Gr 2 yr 6		
RN1 yr 8	RN1 yr 8	RN1 yr 4	RN1 yr 8	RN1 yr 8	RN1 yr 8	RN1 yr 8	RN1 yr 8	RN1 yr 8				
CNS	RN2 yr 1 RN2 yr 2 RN2 yr 3 RN2 yr 4	RN2 yr 1 RN2 yr 2 RN2 yr 3 RN2 yr 4	RN2 yr 1 RN2 yr 2 RN2 yr 3 RN2 yr 4	RN2 yr 1 RN2 yr 2 RN2 yr 3 RN2 yr 4	RN2 yr 1 RN2 yr 2 RN2 yr 3 RN2 yr 4	RN2 yr 1 RN2 yr 2 RN2 yr 3 RN2 yr 4	RN2 yr 1 RN2 yr 2 RN2 yr 3 RN2 yr 4	RN2 yr 1 RN2 yr 2 RN2 yr 3 RN2 yr 4	CNS			
CNC	RN3 yr 1 RN3 yr 2 RN3 yr 3 RN3 yr 4	RN3A yr 1 RN3A yr 2 RN3A yr 3 RN3A yr 4	RN3A yr 1 RN3A yr 2 RN3A yr 3 RN3A yr 4	RN3 yr 1 RN3 yr 2 RN3 yr 3 RN3 yr 4	RN3 yr 1 RN3 yr 2 RN3 yr 3 RN3 yr 4	RN3 yr 1 RN3 yr 2 RN3 yr 3 RN3 yr 4	RN3 yr 1 RN3 yr 2 RN3 yr 3 RN3 yr 4	RN3 yr 1 RN3 yr 2 RN3 yr 3 RN3 yr 4	RN3A yr 1 RN3A yr 2 RN3A yr 3 RN3A yr 4			
CNE			RN3B				RN3A					

In NT 3A = CNS/nurse manager  
3B = positions with service wide responsibility

In TAS 3A = pm, night or weekend supervisor

*Italics in WA = Non ANF Award*

A = Metropolitan (Victoria)

B = Country (Victoria)

NSW	ACT	QLD	NT	SA	SA	TAS	WA	WA Silver Chain Award	VIC	VIC	VIC
NUM1	RN4 Gr 1	RN4 Gr 1	RN4 Gr 1	RN4 Gr 1		RN4 Gr 1	RN4 Gr 1	RN4 yr 1	RN4A yr 1		
NUM2	RN4 Gr 2	RN4 Gr 2	RN4 Gr 2	RN4 Gr 2			RN4 Gr 2	RN4 yr 2	RN4A yr 2		
NUM3	RN4 Gr 3	RN4 Gr 3	RN4 Gr 3	RN4 Gr 3			RN4 Gr 3	RN4 yr 3	RN4B yr 1		
								RN4 yr 4	RN4B yr 2		
								RN4 yr 5			
								RN4 yr 6			
ADON < 150 beds											
150-250 beds											
DDON < 20 beds											
20- 75 beds											
75-100 beds											
100-150 beds											
150-200 beds											
200-250 beds											
250-300 beds											
300-350 beds											
350-400 beds											
400-450 beds											
450-750 beds											
750+ beds											
DON < 25 beds	RN5 Gr 1	RN5 Gr 1	RN5 Gr 1	RN5 Gr 1		RN5 Gr 1	RN5 Gr 1	RN5 yr 1	RN5 13- 50 beds		
25- 49 beds									RN5 51-200 beds	RN6 51-100 beds	RN7 < 13 beds
50- 74 beds	RN5 Gr 2	RN5 Gr 2	RN5 Gr 2	RN5 Gr 2		RN5 Gr 2	RN5 Gr 2	RN5 yr 2	RN5 201-400 beds	RN6 101-200 beds	RN7 13- 24 beds
75- 99 beds									RN5 401-600 beds	RN6 201-300 beds	RN7 25- 50 beds
100-149 beds									RN5 600+ beds	RN6 301-400 beds	RN7 51-100 beds
150-199 beds	RN5 Gr 3	RN5 Gr 3	RN5 Gr 3	RN5 Gr 3		RN5 Gr 3	RN5 Gr 3			RN6 401-500 beds	RN7 101-200 beds
200-249 beds										RN6 501-700 beds	RN7 201-300 beds
250-349 beds	RN5 Gr 4	RN5 Gr 4	RN5 Gr 4	RN5 Gr 4		RN5 Gr 4	RN5 Gr 4			RN6 Over 700 beds	RN7 301-400 beds
350-449 beds											RN7 401-500 beds
450-749 beds	RN5 Gr 5		RN5 Gr 5	RN5 Gr 5			RN5 Gr 5				RN7 601-700 beds
750 beds +											RN7 701 & above
	RN5 Gr 6		RN5 Gr 6	RN5 Gr 6							
Nurse Educator yr 1	N/A	N/A	N/A	N/A		N/A	N/A	N/A	N/A	N/A	N/A
Nurse Educator yr 2											
Nurse Educator yr 3											
Nurse Educator yr 4											
Senior Nurse Educator	N/A	N/A	N/A	N/A		N/A	N/A	N/A	N/A	N/A	N/A



## PART TWO

### PUBLIC SECTOR NURSES' SALARY DATA

---

This part of *Nurses PAYCHECK* provides nurses' wage rates for each state and territory as at 1<sup>st</sup> June 2008. The salary data provides weekly rates of pay for each classification relevant to the public sector in the particular state or territory.

The rates of pay are derived from the most recent public sector nurses' agreements certified by the Australian Industrial Relations Commission or, in the case of New South Wales, Tasmania and Queensland, the relevant state industrial authority.

It should be noted that the rates of pay are minimum weekly rates only and that awards and agreements provide for a range of additional benefits including various allowances and penalty rates that may increase a nurse's remuneration.

The commencement date for the rates of pay between the states or territories may differ. Please refer to the table on pages 34 and 35 for details.

Classifications and definitions may also vary across the states and territories. Further information should be obtained from the relevant award or agreement, a copy of which may be obtained from the ANF Federal Office - (03) 9602 8500.

PUBLIC SECTOR WEEKLY SALARY DATA AS AT 1 JUNE 2008

AIN	NSW*	ACT	OLD	NT	SA	TAS	WA	VIC
NSW AIN/W	Under 18 years	N/A	Year 1: 694.90	N/A	N/A	N/A	N/A	N/A
	Year 1: 534.80		Year 2: 713.80					
	Year 2: 558.20		Year 3: 725.85					
	Thereafter: 580.60		Year 4: 745.70					
	<b>18 years &amp; over</b>		Year 5: 765.35					
	Year 1: 630.80		Year 6: 775.35					
	Year 2: 650.80							
	Year 3: 671.30							
	Thereafter: 692.20							
			<b>Undergraduate Students in Nursing and Midwifery</b>		<b>Student Enrolled Nurse</b>			
			Year 2: 713.80		Under 21: 534.60			
Trainee EN	<b>Under 18 years</b>		Year 3: 725.85		21 years +: 621.30			
	Year 1: 534.80							
	Year 2: 558.20				<b>Assistant in Nursing</b>			
	Thereafter: 580.60				2nd yr Undergraduate			
	<b>18 years &amp; over</b>				Nursing student			
	Year 1: 630.80				685.85			
	Year 2: 650.80				3rd yr Undergraduate			
	Year 3: 671.30				Nursing Student			
	Thereafter: 692.20				702.20			
	<b>Nurse undergoing Pre-registration training</b>							
	756.80				<b>EN (Certificate)</b>			
					EN Pay Pt 1: 737.85			
EN	<b>ENS</b>	<b>ENS Level 1</b>	<b>ENS</b>	<b>ENS</b>	EN Pay Pt 2: 754.25	<b>ENS Level 1</b>	<b>ENS</b>	<b>RN Grade 1—Div 2</b>
	Year 1: 774.00	Year 1: 825.48	Paypoint 1: 765.50	N1 Yr 1: 780.00	EN Pay Pt 3: 770.60	Year 1: 767.05 (Re-entry)	N/A	Trainee Year 1: 607.10
	Year 2: 791.10	Year 2: 840.34	Paypoint 2: 777.45	N1 Yr 2: 804.50	EN Pay Pt 4: 787.00	Year 2: 783.31		Trainee Year 2: 658.20
	Year 3: 808.20	Year 3: 855.16	Paypoint 3: 789.77	N1 Yr 3: 829.50	EN Pay Pt 5: 803.35	Year 3: 832.05		Year 1: 743.40 (entry - general)
	Year 4: 825.20	Year 4: 869.98	Paypoint 4: 802.31	N1 Yr 4: 855.50	EN Pay Pt 6: 819.75			Year 2: 758.90 (entry—new Cert IV with Med Qual)
	Thereafter: 842.50	Year 5: 894.81	Paypoint 5: 815.63	N1 Yr 5: 882.50	EN Pay Pt 7: 836.10			Year 3: 774.40 (entry - Diploma)
	Special Gr: 868.70		<b>Under Age 21</b>		<b>EN (with diploma)</b>			Year 4: 789.90
EN ME	Year 1: 791.10		Paypoint 1: 581.78		END Pay Pt 2: 787.00			Year 5: 805.40
	Year 2: 808.20	<b>EN Level 2</b>	Paypoint 2: 614.18		END Pay Pt 3: 803.35	<b>ENS Level 2</b>		Year 6: 820.80
	Year 3: 825.20	899.63	Paypoint 3: 663.41		END Pay Pt 4: 819.75	Year 1: 857.30 (Cert IV Entry)		Year 7: 836.30
	Year 4: 842.50		<b>EN Advance Practice</b>		END Pay Pt 5: 836.10	Year 2: 881.42 (Diploma Entry)		Year 8: 846.70
	Thereafter: 859.80		Year 1: 840.15		END Pay Pt 6: 851.50			
	Special Gr: 886.10		Year 2: 853.41		END Pay Pt 7: 866.95			



NSW	ACT	QLD	NT	SA	TAS	WA	VIC
				Nurse/Midwife/ Clinical Service Coordinator/ Clinical Practice Consultant/ Education Facilitator/ Management Facilitator (Level 3)			
<b>RN</b>	<b>RN Level 3 Gr 1</b> Year 1: 1478.41 Year 2: 1508.83 Year 3: 1539.24	<b>NO Level 4</b> Year 1: 1435.91 Year 2: 1501.10 Year 3: 1538.59	<b>Nurse 4</b> Year 1: 1353.00 Year 2: 1400.00 Year 3: 1454.00	RN/RM 3/1 1435.25 RN/RM 3/2 1483.40	<b>RN Level 3</b> Year 1: 1338.48 Year 2: 1369.90 Year 3: 1401.36 Year 4: 1432.79	<b>SRN</b> Level 1: 1425.00 Level 2: 1471.00 Level 3: 1518.00 Level 4: 1567.00 Level 5: 1617.00	<b>RN Grade 3A</b> Year 1: 1173.70 Year 2: 1185.40 <b>RN Grade 3B</b> Year 1: 1204.20 Year 2: 1220.40
			<b>Nurse 5</b> Year 1: 1490.50 Year 2: 1553.50	Nurse/Midwife/ Clinical Service Coordinator/ Clinical Practice Consultant/ Education Facilitator/ Management Facilitator (Level 4)	<b>NUM</b> 1432.79	Level 6: 1720.00 Level 7: 1829.00 Level 8: 1945.00 Level 9: 2055.00 Level 10: 2172.00	<b>ANUM</b> Year 1: 1227.10 Year 2: 1253.90
<b>Nurse/Midwifery Practitioner</b>	<b>Nurse Practitioner</b> 1789.80	<b>Nurse Practitioner</b> Year 1: 1617.59 Year 2: 1658.03		RN/RM 4/1: 1531.60 RN/RM 4/2: 1570.10			<b>RN Grade 4A</b> Year 1: 1285.00 Year 2: 1310.80
	<b>RN Level 4</b> Grade 1: 1671.31 Grade 2: 1789.80 Grade 3: 1908.17	<b>NO Level 4 DON</b> Year 1: 1651.23 Year 2: 1726.32 Year 3: 1769.40	<b>Nurse 6</b> Year 1: 1638.50 Year 2: 1704.00	<b>Nursing/Midwife Director (Level 5)</b> RN/RM 5/1: 1685.70 RN/RM 5/2: 1888.30	<b>RN Level 4</b> Grade 1: 1551.30 Grade 2: 1669.83 Grade 3: 1788.35		<b>RN Grade 4B</b> Year 1: 1341.70 Year 2: 1368.60 <b>NUM</b> Year 1: 1436.10 Year 2: 1471.40 Year 3: 1506.20
<b>Nurse Midwifery Educator</b>	<b>RN Level 5</b> Grade 1: 1671.31 Grade 2: 1789.80 Grade 3: 1908.17 Grade 4: 2043.52	<b>NO Level 5</b> Year 1: 1689.07 Year 2: 1771.32 <b>NO Level 6</b> 1891.00	<b>Nurse 7</b> 1840.50	<b>Director of Nursing (Level 6)</b> RN/RM 6/1 1685.70 RN/RM 6/2 1782.05 RN/RM 6/3 1888.00 RN/RM 6/4 1974.70	<b>RN Level 5</b> Grade 1: 1551.30 Grade 2: 1652.91 Grade 3: 1788.33 Grade 4: 1923.83 Grade 5: 2160.82 Grade 6: 2397.85		<b>RN Grade 5</b> <b>Beds Rates</b> 13-50 1368.30 51-200 1396.00 201-400 1451.00 401-600 1506.30 601+ 1561.60
	<b>NO Level 7</b> Grade 5: 2280.48 Grade 6: 2517.35	<b>NO Level 7</b> 2078.08	<b>Nurse 8</b> 1963.00				
		<b>NO Level 8</b> 2229.90					
		<b>NO Level 9</b> 2712.57					

Notes : The WA structure for Senior Registered Nurse Levels 1 to 10 overrides the RN 3, 4 and 5 rates in the Public Sector EBA.  
Explanations about particular classifications in SA and Vic are on page 32.

A = Metropolitan (Victoria) B = Country (Victoria)





## PART THREE

### PUBLIC SECTOR NURSES' AWARDS/AGREEMENTS

---

This part of *Nurses PAYCHECK* provides an overview of the salary increases payable in the public hospital sector in each state and territory. The data also provides information on the tranches of such wage increases.

It should be noted that such agreements often provide a range of additional benefits that may increase a nurse's remuneration.

For further detail on such information, subscribers may ring Anna Amatangelo (03) 9602 8500 and request a copy of the complete agreement.

## STATE PUBLIC SECTOR NURSES' AWARDS/AGREEMENTS

State	Award / EBA	Details of Increase	Expiry Date
<b>NSW</b>	Public Health System Nurses' & Midwives (State) Award	14.0% over 4 years: 3.0% 01.01.2005 3.0% 01.07.2005 4.0% 01.07.2006 4.0% 01.07.2007	30.06.2008
<b>ACT</b>	ACT Public Sector Nursing and Midwifery Staff Union Collective Agreement 2007-2009 [Agreement Number: 073826225]	12.0% over 2.5 years: 4.50% 22.03.2007 3.75% 06.03.2008 3.75% 05.03.2009	22.09.2009
<b>QLD</b>	Nurses (Queensland Health) Certified Agreement (EB6) 2006 [No. CA244 of 2006]  Nurses (Mater Misericordiae Public Hospitals, Brisbane) Workplace Agreement 2006	3.5% or \$26.25 whichever is the greater payable from 27 March 2006 4.0% or \$30 per week, whichever is the greater payable from 26 October 2006 4.0% or \$30 per week, whichever is the greater payable from 1 July 2007 4.0% or \$30 per week, whichever is the greater payable from 1 July 2008 3.5% or \$26.25, whichever is the greater payable from 1 December 2008	26.03.2009
<b>NT</b>	Northern Territory Public Sector Nurses 2007 Workplace Agreement [Agreement Number: 072379130]	7.5% over 18 months: 4.5% 22.02.2007 3.0% 09.08.2007  Sign on bonus: \$1200 pro-rata part-time and casual	09.08.2008

## STATE PUBLIC SECTOR NURSES' AWARDS/AGREEMENTS

State	Award / EBA	Details of Increase	Expiry Date
<b>SA</b>	Nurses/Midwives (SA Public Sector) Enterprise Agreement 2007 [File No: 5456/2007]	3.5% plus one off adjustment following career structure review ranging from: 0.5% to 11.8% 01.10.2007 4.0% 01.10.2008 4.5% 01.10.2009	30.06.2010
<b>TAS</b>	Nurses (Tasmanian Public Sector) Enterprise Agreement 2007 [T13071 of 2007]	3.5% 01.07.2007 3.2% 01.12.2008 3.2% 01.12.2009	30.06.2010
<b>WA</b>	Registered Nurses, Midwives and Enrolled Mental Health Nurses - Australian Nursing Federation - WA Health Industrial Agreement 2007 [AG 69 of 2007]	New base plus 4.5% 01.07.2007 4.0% 01.07.2008 4.0% 01.07.2009	30.06.2010
<b>VIC</b>	Nurses (Victorian Public Sector Multiple Employer Agreement 2007-2011 [Agreement not lodged yet]	New base plus 3.25% 01.10.2007 3.25% 01.10.2008 3.25% 01.10.2009 3.25% 01.10.2010	01.11.2011



## PART FOUR

### PUBLIC HOSPITAL AND PRIVATE AGED CARE COMPARATIVE WAGE INFORMATION

---

This part of *Nurses PAYCHECK* provides a range of wage information relating to aged care in each state and territory, together with a comparison between public sector rates and aged care collective agreement rates of pay where applicable.

Comparison with award rates of pay is no longer practicable in light of the changes to the award system and the different transitional arrangements applicable depending on the nature of the business entity or organisation and the relevant pre WorkChoices industrial instrument.

The pre WorkChoices pay and classification structures are no longer contained in federal awards and have become preserved pay scales known as the Australian Pay and Classification Scales (APCS) and are varied by the Australian Fair Pay Commission (AFPC). APCS apply to business entities that fall within the definition of 'constitutional corporations'.

In relation to employees of business entities that do not fall within the definition of 'constitutional corporations', rates of pay are contained in transitional awards. Transitional arrangements provide for the adjustment of pre WorkChoices award rates of pay by the Australian Industrial Relations Commission in accordance with the determination of the Australian Fair Pay Commission on application by the union.

In relation to employees of business entities that do not fall within the definition of 'constitutional corporations' who were covered by a State Award prior to the implementation of the new legislation, rates contained in State awards continue to apply and will be subject to annual adjustment by the respective State Industrial Relations Commissions.



# VICTORIA

PUBLIC SECTOR	PRIVATE AGED CARE SECTOR
<p>Nurses (Victorian Public Sector Multiple Employer Agreement 2007-2011 provides as follows:</p> <p style="margin-left: 20px;">New base plus 3.25% 01.10.2007                      3.25% 01.10.2008                      3.25% 01.10.2009                      3.25% 01.10.2010</p>	<p>Current agreements in aged care cover over three quarters of providers in this sector .</p> <p>Agreements typically include:</p> <ul style="list-style-type: none"> <li>■ a 12% wage increase over 3 years,</li> <li>■ preservation of award conditions,</li> <li>■ a qualifications and certificate allowance,</li> <li>■ additional increments.</li> </ul> <p>The ANF will commence the process of negotiating 3rd generation agreements later this year.</p>

## Disparity in Rates

highest weekly rate in the Grade 2 structure <small>1</small>	public sector agreement rates <small>2</small>	federal system prior to WorkChoices		state system prior to WorkChoices		aged care collective agreement rates <small>5</small>	% difference between public sector agreement and aged care collective agreement rates
		aged care employer 'constitutional corporation'	aged care employer non 'constitutional corporation'	aged care employer 'constitutional corporation'	aged care employer non 'constitutional corporation'		
		APCS (shown as a weekly rate) <small>3</small>	transitional award <small>4</small>	APCS (shown as a weekly rate)	state industrial relations commission adjustment		
Effective date							
01.10.05	1040.40					01.02.06 968.09 01.08.06 987.45	7.5 5.4
01.10.06	1071.60	802.44	802.40	Federal system operates exclusively in Victoria		01.02.07 1007.20 01.08.07 1027.35	8.5 6.4 4.3
01.10.07	1127.00	807.74	807.70				9.7
01.10.08	1163.60						13.3
01.10.09	1201.40						
01.10.10	1240.40						

- 1 RN Grade 2 is comparable to RN Level 1 in the other States and Territories.
- 2 2004-2006 rates from The Nurses (Victorian Public Sector Multiple Employer Agreement 2004-2007).  
2007-2010 rates from The Nurses (Victorian Public Sector Multiple Employer Agreement 2007-2011).
- 3 Includes Australian Fair Pay Commission (AFPC) Determination No. 1/2006 providing for an increase of \$27.36 per week for weekly rates up to and including \$700 per week and \$22.04 per week for weekly rates above \$700 per week effective 1 December 2006.  
  
AFPC decision 5/2007 provides for a \$10.26 per week increase for weekly rates up to \$700.00 per week and a \$5.30 per week increase for weekly rates above \$700.00 per week effective 1 October 2007.
- 4 AIRC Wages and Allowances Review 2006 effective 1 December 2006.  
AIRC Wages and Allowances Review 2007 effective 2 October 2007.
- 5 Anglican Aged Care Services Group and ANF Certified Agreement 2002 (AG821079)  
Benetas Registered Nurses Certified Agreement 2005-2008 (AG844983)  
(Anglican Aged Care t/as Benetas)

# NORTHERN TERRITORY

<b>PUBLIC SECTOR</b>	<b>PRIVATE AGED CARE SECTOR</b>
<p>The Northern Territory Public Sector Nurses 2007 Workplace Agreement provided for 7.5% over 18 months as follows:</p> <p style="margin-left: 40px;">4.5% effective from 22.02.07 3.0% effective from 09.08.07</p>	<p>Negotiations are continuing with aged care employers to replace the s.170MX Award covering private aged care establishments.</p>

## Disparity in Rates

RN Level 1 highest weekly rate in the Level 1 structure	public sector agreement rates <sup>1</sup>	federal system prior to WorkChoices		state system prior to WorkChoices		aged care collective agreement rates <sup>4</sup>	% difference between public sector agreement and aged care collective agreement rates
		aged care employer 'constitutional corporation'	aged care employer non 'constitutional corporation'	aged care employer 'constitutional corporation'	aged care employer non 'constitutional corporation'		
		APCS (shown as a weekly rate) <sup>2</sup>	transitional award <sup>3</sup>	APCS (shown as a weekly rate)	state industrial relations commission adjustment		
Effective date							
23.02.06	1084.60	815.82	N/A	Federal system operates exclusively in the Northern Territory		912.60	18.9
22.02.07	1133.50					912.60	24.2
09.08.07	1167.50	821.12				01.07.07 1028.11 01.07.08 1069.23 01.07.09 1112.00	13.6 9.2

- <sup>1</sup> Rates for 2003-2006 from the Northern Territory Public Sector Nurses 2003-2006 Certified Agreement. Rates for 2007 from the Northern Territory Public Sector Nurses 2007 Workplace Agreement.
- <sup>2</sup> Includes Australian Fair Pay Commission (AFPC) Determination No. 1/2006 providing for an increase of \$27.36 per week for weekly rates up to and including \$700 per week and \$22.04 per week for weekly rates above \$700 per week effective 1 December 2006.
- AFPC decision 5/2007 provides for a \$10.26 per week increase for weekly rates up to \$700.00 per week and a \$5.30 per week increase for weekly rates above \$700.00 per week effective 1 October 2007.
- <sup>3</sup> AIRC Supplementary Decision - Transitional awards do not apply in the Territories PR977234.
- <sup>4</sup> Masonic Homes Inc. (NT) - Nursing Employees - ANF (Aged Care) Enterprise Agreement 2003 (AG825431) Masonic Homes Nurses' (ANF) Collective Agreement 2007.

# TASMANIA

PUBLIC SECTOR	PRIVATE AGED CARE SECTOR
<p>The Nurses (Tasmanian Public Sector) Enterprise Agreement 2007 provides:</p> <p style="margin-left: 40px;">3.5% 01.07.2007 3.2% 01.12.2008 3.2% 01.12.2009</p>	<p>The Tasmanian Aged Care Nursing Enterprise Agreement AG839875 covers over 50 percent of residential aged care facilities in the State. It provides for the following increases:</p> <p style="margin-left: 40px;">2.0 % 01.11.04 3.5 % 01.01.05 2.5 % 01.07.05 3.5 % 01.01.06 3.5 % 01.07.06 3.75% 01.01.07</p> <p>A 5% increase was paid as an interim arrangement from 1 May 2004.</p>

## Disparity in Rates

RN Level 1 highest weekly rate in the level 1 structure	public sector agreement rates <sup>1</sup>	federal system prior to WorkChoices		state system prior to WorkChoices		aged care collective agreement rates <sup>4</sup>	% difference between public sector agreement and aged care collective agreement rates
		aged care employer 'constitutional corporation'	aged care employer non 'constitutional corporation'	aged care employer 'constitutional corporation'	aged care employer non 'constitutional corporation'		
		APCS (shown as a weekly rate) <sup>2</sup>	transitional award <sup>3</sup>	APCS (shown as a weekly rate)	state industrial relations commission adjustment		
Effective date							
01.12.05	1025.32					01.01.06 975.27 01.07.06 1009.40	5.1 1.6
01.12.06	1090.04	815.23	815.16	Employees covered by federal award prior to WorkChoices		1009.40	8.0
01.12.07	1124.60	820.53	820.46			01.01.07 1047.27	4.1
01.12.08	1189.85					(New agreement Pending)	7.4
01.12.09	1246.97						

<sup>1</sup> Rates for 2004-2007 from the Nurses (Tasmanian Public Sector) Enterprise Agreement.  
Rates for 2007-2009 from the Nurses (Tasmanian Public Sector) Enterprise Agreement 2007.

<sup>2</sup> Includes Australian Fair Pay Commission (AFPC) Determination No. 1/2006 providing for an increase of \$27.36 per week for weekly rates up to and including \$700 per week and \$22.04 per week for weekly rates above \$700 per week effective 1 December 2006.

AFPC decision 5/2007 provides for a \$10.26 per week increase for weekly rates up to \$700.00 per week and a \$5.30 per week increase for weekly rates above \$700.00 per week effective 1 October 2007.

<sup>3</sup> AIRC Wages and Allowances Review 2006 effective 1 December 2006.  
AIRC Wages and Allowances Review 2007 effective 2 October 2007.

<sup>4</sup> Rates for Nov 2004 to 2007 from the Tasmanian Aged Care Nursing Enterprise Agreement 2004 AG839875.

WESTERN AUSTRALIA

PUBLIC SECTOR	PRIVATE AGED CARE SECTOR
<p>The Registered Nurses, Midwives and Enrolled Mental Health Nurses - Australian Nursing Federation - WA Health Industrial Agreement 2007 provides:</p> <p style="margin-left: 40px;">New base + 4.5% 01.07.2007 4.0% 01.07.2008 4.0% 01.07.2009</p>	<p>The majority of residential aged care facilities pay according to the Private Hospitals and Nursing Homes Award, receiving only safety net adjustments. There are some agreements in place, however, they generally contain rates of pay only marginally above those in the Award.</p>

**Disparity in Rates**

RN Level 1 highest weekly rate in the level 1 structure	public sector agreement rates <sup>1</sup>	federal system prior to WorkChoices		state system prior to WorkChoices		aged care collective agreement rates	% difference between public sector agreement and aged care agreement rates
		aged care employer 'constitutional corporation'	aged care employer non 'constitutional corporation'	aged care employer 'constitutional corporation'	aged care employer non 'constitutional corporation'		
		APCS (shown as a weekly rate) <sup>2</sup>	transitional award <sup>3</sup>	APCS (shown as a weekly rate)	state industrial relations commission adjustment		
Effective date 01.07.06	1081.40	815.64	815.60	Employees covered by federal award prior to WorkChoices		See footnote <sup>4</sup>	N/A
01.07.07	1150.40	820.94					
01.07.08	1196.40						
01.07.09	1244.30						

<sup>1</sup> Rates for 2004, 2005 & 2006 from the Registered Nurses and Enrolled Mental Health Nurses - Australian Nursing Federation - Department of Health Certified Agreement 2005. Rates for 2007-2009 from the Registered Nurses, Midwives and Enrolled Mental Health Nurses - Australian Nursing Federation - WA Health Industrial Agreement 2007

<sup>2</sup> Includes Australian Fair Pay Commission (AFPC) Determination No. 1/2006 providing for an increase of \$27.36 per week for weekly rates up to and including \$700 per week and \$22.04 per week for weekly rates above \$700 per week effective 1 December 2006.

AFPC decision 5/2007 provides for a \$10.26 per week increase for weekly rates up to \$700.00 per week and a \$5.30 per week increase for weekly rates above \$700.00 per week effective 1 October 2007.

<sup>3</sup> AIRC Wages and Allowances Review 2006 effective 5 February 2007.

<sup>4</sup> Relevant rate is pre WorkChoice award rate adjusted for the AFPC decision or by the AIRC if employer is not defined as a 'constitutional corporation'.

## SOUTH AUSTRALIA

<b>PUBLIC SECTOR</b>	<b>PRIVATE AGED CARE SECTOR</b>						
<p>The Nurses/Midwives (SA Public Sector) Enterprise Agreement 2007 provides:</p> <p>3.5% plus one off adjustment following career structure review ranging from:</p> <table style="margin-left: 40px; border: none;"> <tr> <td>0.5% to 11.8%</td> <td>01.10.2007</td> </tr> <tr> <td>4.0%</td> <td>01.10.2008</td> </tr> <tr> <td>4.5%</td> <td>01.10.2009</td> </tr> </table>	0.5% to 11.8%	01.10.2007	4.0%	01.10.2008	4.5%	01.10.2009	<p>The majority of aged care facilities are covered by Enterprise Bargaining Agreements with two broad approaches resulting in agreements providing approximately 15% over a 2 to 2.5 year period and in some cases an increase of 13% with an additional increment for registered nurses Level 1.</p>
0.5% to 11.8%	01.10.2007						
4.0%	01.10.2008						
4.5%	01.10.2009						

### Disparity in Rates

RN Level 1 highest weekly rate in the level 1 structure	public sector agreement rates <sup>1</sup>	federal system prior to WorkChoices		state system prior to WorkChoices		aged care collective agreement rates <sup>4</sup>	% difference between public sector agreement and aged care collective agreement rates
		aged care employer 'constitutional corporation'	aged care employer non 'constitutional corporation'	aged care employer 'constitutional corporation'	aged care employer non 'constitutional corporation'		
		APCS (shown as a weekly rate) <sup>2</sup>	transitional award <sup>3</sup>	APCS (shown as a weekly rate)	state industrial relations commission adjustment		
Effective date				Employees covered by federal award prior to WorkChoices			
01.10.05	1041.05					908.30	14.6
01.10.06	1093.10	815.64	816.66			908.30	20.4
	1093.10					953.70	14.6
01.10.07	1155.90	820.94				(New agreement pending)	
01.10.08	1202.15						
01.10.09	1256.25						

<sup>1</sup> Rates for 2004-2006 from the Nurses/Midwives (South Australian Public Sector) Enterprise Agreement. Rates for 2007-2009 from the Nurses/Midwives (SA Public Sector) Enterprise Agreement 2007.

<sup>2</sup> Includes Australian Fair Pay Commission (AFPC) Determination No. 1/2006 providing for an increase of \$27.36 per week for weekly rates up to and including \$700 per week and \$22.04 per week for weekly rates above \$700 per week effective 1 December 2006.

AFPC decision 5/2007 provides for a \$10.26 per week increase for weekly rates up to \$700.00 per week and a \$5.30 per week increase for weekly rates above \$700.00 per week effective 1 October 2007.

<sup>3</sup> AIRC Wages and Allowances Review 2006 effective 1 December 2006.

<sup>4</sup> Amity Group Nursing Employees, ANF (Aged Care) Enterprise Agreement 2003. Interim pay increase of 5% backdated to 1 October 2006 pending new agreement.

NEW SOUTH WALES

PUBLIC SECTOR	PRIVATE AGED CARE SECTOR
<p>The Public Health System Nurses' &amp; Midwives (State) Award contains increases in the rates of pay for nurses as follows:</p> <p>3.0% 01.01.2005                      3.0% 01.07.2005                      4.0% 01.07.2006                      4.0% 01.07.2007</p>	<p>A Full Bench of the NSW Industrial Relations Commission awarded a 6% increase effective 30 March 2005 and a further 6% effective 30 March 2006 in addition to the two interim increases awarded previously of 6% in August 2003 and 5% in August 2004.</p> <p>6.0% 27.08.2003                      5.0% 27.08.2004                      6.0% 30.03.2005                      6.0% 30.03.2006</p>

**Disparity in Rates**

RN Level 1 highest weekly rate in the level 1 structure	public sector agreement rates <sup>1</sup>	federal system prior to WorkChoices		state system prior to WorkChoices		aged care collective agreement rates	% difference between public sector agreement and aged care collective agreement rates
		aged care employer 'constitutional corporation'	aged care employer non 'constitutional corporation'	aged care employer 'constitutional corporation'	aged care employer non 'constitutional corporation'		
		APCS (shown as a weekly rate) <sup>2</sup>	transitional award	APCS (shown as a weekly rate) <sup>3</sup>	state industrial relations commission adjustment		
Effective date							
01.07.05	1139.60	Employees covered by state award prior to WorkChoices		30.03.06 1088.50	1088.50	See footnote <sup>4</sup>	4.7
01.07.06	1185.20			30.03.06 1088.50 01.12.06 1110.54			8.9 6.7
01.07.07	1232.60  (New Agreement Pending)			1110.54  01.10.07 1115.68			11.0

<sup>1</sup> Rates for 2005-2008 from the Public Hospital Nurses (State) Award based on NSW IRC binding recommendation. Matter No. IRC 2247 of 2005.

<sup>2</sup> Includes Australian Fair Pay Commission (AFPC) Determination No. 1/2006 providing for an increase of \$27.36 per week for weekly rates up to and including \$700 per week and \$22.04 per week for weekly rates above \$700 per week effective 1 December 2006.

AFPC decision 5/2007 provides for a \$10.26 per week increase for weekly rates up to \$700.00 per week and a \$5.30 per week increase for weekly rates above \$700.00 per week effective 1 October 2007

<sup>3</sup> Rates from the Nursing Homes & C., Nurses' (State) Award (NAPSA).

<sup>4</sup> Rates in the State award (with and without the AFPC adjustment) are the relevant rates at this stage.

QUEENSLAND

PUBLIC SECTOR	PRIVATE AGED CARE SECTOR
<p>Nurses (Queensland Health) Certified Agreement (EB6) 2006 [No. CA244 of 2006]</p> <p>Nurses (Mater Misericordiae Public Hospitals, Brisbane) Workplace Agreement 2006</p> <ul style="list-style-type: none"> <li>▪ 3.5% or \$26.25 whichever is the greater payable from 27 March 2006</li> <li>▪ 4% or \$30 per week, whichever is the greater payable from 26 October 2006</li> <li>▪ 4% or \$30 per week, whichever is the greater payable from 1 July 2007</li> <li>▪ 4% or \$30 per week, whichever is the greater payable from 1 July 2008</li> <li>▪ 3.5% or \$26.25, whichever is the greater payable from 1 December 2008</li> </ul>	<p>The majority of aged care facilities are now covered by a number of collective agreements with varying outcomes. The remainder of the industry pay according to the Nurses' Aged Care Award - State 2005 (NAPSA).</p> <p>Recent agreements certified in aged care include:</p> <ul style="list-style-type: none"> <li>▪ Lutheran Community Care provides a 4% annual pay increase or the AFPC ruling, whichever is greater.</li> <li>▪ Francis of Assisi and Resthaven agreements both provide for a 10% increase to RNs in the first year then 5% and 5%, whilst ENs and AINs receive three annual increases of 5%.</li> <li>▪ Churches of Christ agreements provide pay increases Between 4-9% per year over three years, with RNs receiving higher increases .</li> </ul>

**Disparity in Rates**

RN Level 1 highest weekly rate in the level 1 structure	public sector agreement rates <sup>1</sup>	federal system prior to WorkChoices		state system prior to WorkChoices		aged care collective agreement rates <sup>4</sup>	% difference between public sector agreement and aged care collective agreement rates
		aged care employer 'constitutional corporation'	aged care employer non 'constitutional corporation'	aged care employer 'constitutional corporation'	aged care employer non 'constitutional corporation'		
		APCS (shown as a weekly rate)	transitional award	APCS (shown as a weekly rate) <sup>2</sup>	state industrial relations commission adjustment <sup>3</sup>		
Effective date							
27.03.06	1061.70	Employees covered by State award prior to WorkChoices		851.94	849.30	949.79	16.3
26.10.06	1104.17						
01.07.07	1148.34					968.79	18.5
01.07.08	1194.28			01.10.07 857.26	01.09.07 873.90	01.12.07 988.17	16.2
01.12.08	1236.08						

<sup>1</sup> Rates for 2006 to 2008 from the Nurses (Queensland Health) Certified Agreement (EB6) 2006 and the Nurses (Mater Misericordiae Public Hospitals, Brisbane) Workplace Agreement 2006.

<sup>2</sup> Rates from Nurses' Aged Care Award—State (NAPSA). Includes Australian Fair Pay Commission (AFPC) Determination No. 1/2006 providing for an increase of \$27.36 per week for weekly rates up to and including \$700 per week and \$22.04 per week for weekly rates above \$700 per week effective 1 December 2006.

AFPC decision 5/2007 provides for a \$10.26 per week increase for weekly rates up to \$700.00 per week and a \$5.30 per week increase for weekly rates above \$700.00 per week effective 1 October 2007.

<sup>3</sup> Includes \$19.40 per week State Wage Case adjustment from 1 September 2006. Includes \$24.60 per week State Wage Case adjustment from 1 September 2007.

<sup>4</sup> The Good Shepherd Home Certified Agreement 2005 (CA/2005/435)  
NB: The Blue Care - QNU Certified Agreement (No. 5) 2005 (No. CA 643 of 2005) previously used for purposes of this section has been replaced by the Good Shepherd agreement because the wage rates sit mid-range in aged care agreements in Queensland.

**AUSTRALIAN CAPITAL TERRITORY**

<b>PUBLIC SECTOR</b>	<b>PRIVATE AGED CARE SECTOR</b>
<p>The ACT Public Sector Nursing Staff and Midwifery Staff Union Collective Agreement 2007-2009 provides:</p> <p style="margin-left: 40px;">12.0% over 2.5 years:                      4.50% 22.03.2007                      3.75% 06.03.2008                      3.75% 05.03.2009</p>	<p>Currently, the wages and conditions for nurses employed in aged care facilities are based on either the Nurses Private Employment (ACT) Award 2002; an Enterprise Bargaining Agreement or over award payments.</p> <p>Negotiations are continuing with employers for new EBAs to replace and extend EBAs across the industry.</p>

**Disparity in Rates**

RN Level 1 highest weekly rate in the level 1 structure	public sector agreement rates <sup>1</sup>	federal system prior to WorkChoices		state system prior to WorkChoices		aged care collective agreement rates <sup>4</sup>	% difference between public sector agreement and aged care collective agreement rates
		aged care employer 'constitutional corporation'	aged care employer non 'constitutional corporation'	aged care employer 'constitutional corporation'	aged care employer non 'constitutional corporation'		
		APCS (shown as a weekly rate) <sup>2</sup>	transitional award <sup>3</sup>	APCS (shown as a weekly rate)	state industrial relations commission adjustment		
Effective date 01.06.06	1139.69	815.61	N/A	Federal system operates exclusively in the ACT		870.47	30.9
22.03.07	1190.97	820.91				17.09.07 1088.50	9.4
06.03.08	1235.64					01.07.08 1126.60	9.7
05.03.09	1281.99					01.07.09 1166.03	10.0

<sup>1</sup> Rates for 2004 to 2007 from the ACT Public Sector Nursing Staff Agreement 2004-2007. Rates for 2007 to 2009 from the ACT Public Sector Nursing Staff and Midwifery Staff Union Collective Agreement 2007-2009 .

<sup>2</sup> Includes Australian Fair Pay Commission (AFPC) Determination No. 1/2006 providing for an increase of \$27.36 per week for weekly rates up to and including \$700 per week and \$22.04 per week for weekly rates above \$700 per week effective 1 December 2006.

AFPC decision 5/2007 provides for a \$10.26 per week increase for weekly rates up to \$700.00 per week and a \$5.30 per week increase for weekly rates above \$700.00 per week effective 1 October 2007

<sup>3</sup> AIRC Supplementary Decision—Transitional awards do not apply in the Territories PR977234.

<sup>4</sup> Anglican Retirement Services - Brindabella Gardens, Australian Nursing Federation Enterprise Agreement 2002-2004.

Calvary Retirement Community Canberra and the Australian Nursing Federation (ACT Branch) Union Greenfields Agreement 2007-2010

## PART 5

### NURSING CLASSIFICATION AND SECTOR COMPARISONS

---

This part of *Nurses PAYCHECK* provides weekly wage rate information for key nursing classifications found in both federal and state collective agreements.

The information provides a comparative analysis between nursing employment sectors, agreements and between the states and territories. These comparisons are based on the nearest equivalent classification pertaining to the state or territory.

Please note that information relating to the weekly rates of pay contained in State and Federal awards prior to changes to the Workplace Relations Act is no longer provided as part of this analysis.

The complexities of the new legislation, particularly changes to the award system and the application of different transitional arrangements depending on the nature of the business entity or organisation and the relevant pre WorkChoices industrial instrument prevents a general comparison.

Further detail in relation to the changes are included on page 37.

The wages rates included for the private hospital and aged care sectors reflect either federal or state agreements and where possible, are provided as representative of the sector in that state or territory.

For further information contact the Federal Office of the ANF or the relevant ANF State or Territory Branch (see pages 53 and 55) for contact details.



# NURSES WAGE RATES - INTERSTATE COMPARISON

## As at 1 June 2008

### VICTORIA

Sector	AIN Yr 5	EN Yr 5	RN 1 Top increment	RN 2.2	RN 3A.2	RN 4A.1	RN 5.2 (51-200 beds)
Public Sector EBA	N/A	805.40	1127.00	N/A	1185.40	1285.00	1396.00
Private Sector EBA (Affinity Health)	N/A	771.16	1072.45	N/A	1132.55	1185.89	1343.28
Aged Care EBA (Good Shepherd Aged Serv)	N/A	774.05	1057.93	N/A	N/A	1179.59	N/A
\$ Diff b/w max & min	N/A	34.24	69.07	N/A	52.85	105.41	52.72
% Diff b/w max & min	N/A	4.4%	6.5%	N/A	4.6%	8.9%	3.9%

### SOUTH AUSTRALIA

Sector	AIN Yr 5	EN Yr 5	RN1 Top Increment	RN 2.2	RN 3.2	RN 4.1	RN 5.2
Public Sector EBA	N/A	With Diploma 836.10 Without Diploma 803.35	1155.90	1213.70	1483.40	1531.60	1888.30 (Band B)
Private Sector EBA (Modbury Hosp)	N/A	With Diploma 836.10 Without Diploma 803.35	1155.90	1213.70	1483.40	1531.60	1888.30
Aged Care EBA (Anaster Residential Care)	N/A	With Diploma 759.15 Without Diploma 729.95	1011.60	1050.95	1171.60	1295.35	1461.25
\$ Diff b/w max & min	N/A	106.15	144.30	162.75	311.80	236.25	427.05
% Diff b/w max & min	N/A	14.5%	14.2%	15.4%	26.6%	18.2%	29.2%

### WESTERN AUSTRALIA

Sector	AIN Yr 5	EN Yr 5	RN1 Top Increment	RN 2.2	SRN 3 RN 3.2	SRN 4 RN 4.1	SRN 5 RN 5.2
Public Sector EBA	N/A	N/A	1151.00	1211.00	1518.00	1567.00	1617.00
Private Sector EBA (Hollywood Priv Hosp)	N/A	N/A	1100.73	1164.79	1292.88	N/A	N/A
Aged Care EBA (Baptistcare)	N/A	N/A	1022.27	1051.06	1124.32	N/A	N/A
\$ Diff b/w max & min	N/A	N/A	128.73	159.94	393.63	N/A	N/A
% Diff b/w max & min	N/A	N/A	12.6%	15.2%	35.0%	N/A	N/A

### NORTHERN TERRITORY

Sector	AIN Yr 5	EN Yr 5 N1 Yr 5	RN1 Top Increment N2 Yr 8	RN 2.2 N3 Yr 2	RN 3A.2 N4 Yr 2	RN 4.1 N6 Yr 1	RN 5.2 N7
Public Sector EBA	N/A	882.50	1167.50	1265.00	1400.50	1638.50	1848.50
Private Sector EBA (Darwin Private Hosp)	N/A	844.39	1117.11	1210.29	1340.37	1455.87	N/A
Aged Care EBA	N/A	N/A	N/A	N/A	N/A	N/A	N/A
\$ Diff b/w max & min	N/A	38.11	50.39	54.71	60.13	182.63	N/A
% Diff b/w max & min	N/A	4.5%	4.5%	4.5%	4.4%	12.5%	N/A

## NURSES WAGE RATES - INTERSTATE COMPARISON As at 1 June 2008

### QUEENSLAND

Sector	AIN Yr 5	EN Yr 5	NO1 Yr 1 RN 1 Yr 8	NO2 Yr 2 RN 2.2	NO3 Yr 2 RN 3.2	NO4 Yr 1 RN 4.1	NO5 Yr 2 RN 5.2
Public Sector EBA	765.35	815.63	1148.34	1195.61	1435.91	1651.23	1771.32
Private Sector EBA (Greenslopes)	N/A	813.80	1147.99	1194.22	1360.20	1572.49	N/A
Aged Care EBA (Good Shepherd)	647.34	747.48	988.17	1010.72	1114.66	N/A	N/A
\$ Diff b/w max & min	118.01	68.15	160.17	184.89	321.25	78.74	N/A
% Diff b/w max & min	18.2%	9.1%	16.2%	18.2%	28.8%	5.0%	N/A
Aged Care Award & Good Shepherd Equivalent Classifications	AIN L.2.1	EN L2.1	RN L1.4	RN L2.1	RN L3.1	RN L4.1	RN L5.2

### NEW SOUTH WALES

Sector	AIN Yr 5	EN Yr 5	RN 1 Yr 8	CNS Gr 1	CNC Gr 1	RN 4.1	RN 5.2
Public Sector EBA	N/A	N/A	N/A	N/A	N/A	N/A	N/A
Public Sector Award	692.20	842.50	1232.60	1282.70	1577.30	N/A	N/A
Private Sector EBA	N/A	N/A	N/A	N/A	N/A	N/A	N/A
Private Sector Award (APCS)	641.10	761.50	1101.60	1145.30	1401.80	N/A	N/A
Aged Care EBA	N/A	N/A	N/A	N/A	N/A	N/A	N/A
Aged Care Award (APCS)	649.04	771.40	1115.68	1160.52	1365.72	N/A	N/A
\$ Diff b/w max & min	51.10	81.00	131.00	137.10	211.58	N/A	N/A
% Diff b/w max & min	9.7%	10.6%	11.8%	11.9%	15.5%	N/A	N/A

### TASMANIA

Sector	AIN Yr 5	L1 Yr 3 (EN Yr 5)	RN1 Yr 8	RN 2.2	RN 3.2	RN 4.1	RN 5.2
Public Sector EBA	N/A	832.05	1124.60	1192.39	1369.90	1551.30	1652.91
Private Sector EBA (Healthscope Hobart Nurses)	N/A	861.43	1164.31	1234.41	1408.33	N/A	N/A
Aged Care EBA (Tasmanian Aged Care)	N/A	774.82	1047.27	1110.32	1236.46	1444.57	1554.98
\$ Diff b/w max & min	N/A	86.61	117.04	124.09	171.87	106.73	97.93
% Diff b/w max & min	N/A	11.1%	11.1%	11.1%	13.9%	7.3%	6.3%

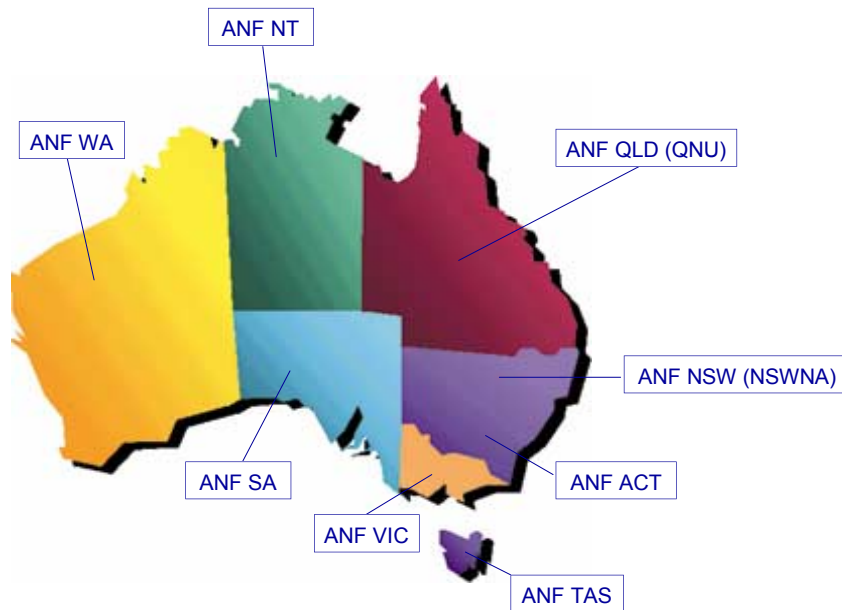
### AUSTRALIAN CAPITAL TERRITORY

Sector	AIN Yr 5	EN Yr 5	RN1 Top Increment	RN 2.2	RN 3.2	RN 4.1	RN 5.2
Public Sector EBA	N/A	884.87	1235.64	1312.77	1508.83	1671.31	1789.80
Private Sector EBA (John James Memorial Hosp)	N/A	852.84	1190.97	1265.31	1454.30	1610.91	N/A
Aged Care EBA (Moring Lodge)	N/A	743.65	1087.95	L2 1116.21 L2A 1138.50	N/A	N/A	N/A
\$ Diff b/w max & min	N/A	141.22	147.69	196.50	54.53	60.40	N/A
% Diff b/w max & min	N/A	18.9%	13.5%	17.6%	3.7%	3.7%	N/A

## ABOUT THE ANF

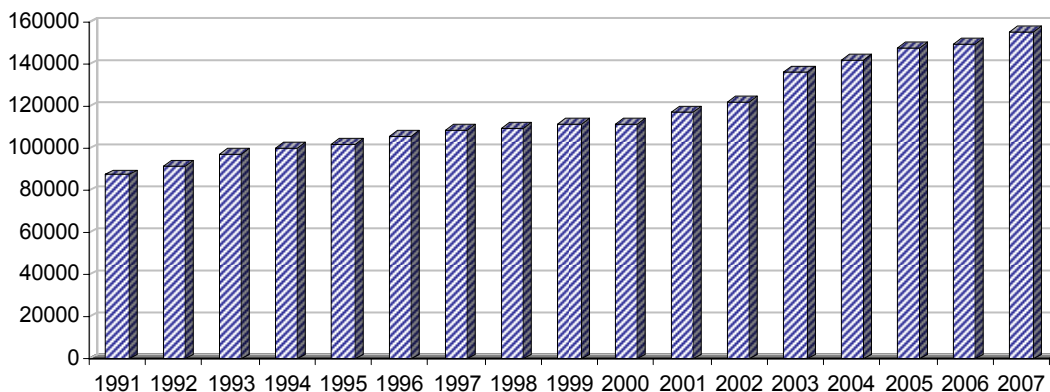
---

The Australian Nursing Federation is the national union for nurses in Australia. The Federation was established in 1924 and is comprised of a national office and branches in all states and territories. Four of the branches are also state registered unions – New South Wales (the NSW Nurses' Association); Queensland (the Queensland Nurses' Union); Western Australia (the Industrial Union of Workers Perth); and South Australia (the Australian Nursing Federation South Australia). New South Wales and Queensland state registered unions did not join the Federation until 1986.



Over the last decade the Australian Nursing Federation has shown a steady increase in membership.

**Figure 3**  
**Australian Nursing Federation Membership 1991-2007**



Source: Branch Declared Membership 31 December each year.



## ANF FEDERAL OFFICE

---

### **Head Office:**

Unit 3, 28 Eyre Street, Kingston ACT 2604  
PO Box 4239, Kingston ACT 2604  
Phone: +61 2 6232 6533  
Fax: +61 2 6232 6610  
Email: [anfcanberra@anf.org.au](mailto:anfcanberra@anf.org.au)  
Website: [www.anf.org.au](http://www.anf.org.au)

### **Industrial Services and Journals:**

Level 1, 365 Queen Street, Melbourne Victoria 3000  
Phone: +61 3 9602 8500  
Fax: +61 3 9602 8567  
Email: [industrial@anf.org.au](mailto:industrial@anf.org.au) (Industrial Services)  
[anj@anf.org.au](mailto:anj@anf.org.au) (Journals)  
[enquiries@anf.org.au](mailto:enquiries@anf.org.au) (General Enquiries)

### **Publications Unit:**

Phone: +61 3 9602 8512  
Fax: +61 3 9602 8567  
Email: [anna@anf.org.au](mailto:anna@anf.org.au)



## ANF BRANCHES

---

<p><b>AUSTRALIAN CAPITAL TERRITORY</b></p> <p>BRANCH SECRETARY Colleen Duff</p> <p><b>Office address</b> Unit 3, 36 Botany Street, Phillip 2606 <b>Phone</b> (02) 6282 9455 <b>Fax</b> (02) 6282 8447 <b>Email</b> inquiries@actanf.org.au</p>	<p><b>NEW SOUTH WALES</b></p> <p>BRANCH SECRETARY Brett Holmes</p> <p><b>Office address</b> 43 Australia Street, Camperdown 2050 <b>Phone</b> 1300 367 962 <b>Fax</b> (02) 9550 3667 <b>Email</b> gensec@nswnurses.asn.au</p>
<p><b>NORTHERN TERRITORY</b></p> <p>BRANCH SECRETARY Yvonne Falckh</p> <p><b>Office address</b> Unit 3, 25 Vanderlin Drive Casi House Wanguri NT 0810 <b>Phone</b> (08) 8920 0700 <b>Fax</b> (08) 8945 4171 <b>Email</b> ntanf@octa4.net.au</p>	<p><b>QUEENSLAND</b></p> <p>BRANCH SECRETARY Gay Hawksworth</p> <p><b>Office address</b> 2nd Floor, QNU Building 56 Boundary Street, West End 4101 <b>Phone</b> (07) 3840 1444 <b>Fax</b> (07) 3844 9387 <b>Email</b> qnu@qnu.org.au</p>
<p><b>SOUTH AUSTRALIA</b></p> <p>BRANCH SECRETARY Lee Thomas (to 1/4/08) Elizabeth Dabars</p> <p><b>Office address</b> 101 Torrens Road, Ridleyton 5008 <b>Phone</b> (08) 8334 1900 <b>Fax</b> (08) 8334 1901 <b>Email</b> enquiry@sa.anf.org.au</p>	<p><b>TASMANIA</b></p> <p>BRANCH SECRETARY Neroli Ellis</p> <p><b>Office address</b> 182 Macquarie Street, Hobart 7000 <b>Phone</b> (03) 6223 6777 <b>Information</b> 1800 001 241 (toll free) <b>Fax</b> (03) 6224 0229 <b>Email</b> enquiries@anftas.org</p>
<p><b>VICTORIA</b></p> <p>BRANCH SECRETARY Lisa Fitzpatrick</p> <p><b>Office address</b> 540 Elizabeth Street, Melbourne 3000 <b>Phone</b> (03) 9275 9333 <b>Information</b> 1800 133 353 (toll free) <b>Fax</b> (03) 9275 9344 <b>Email</b> records@anfvic.asn.au</p>	<p><b>WESTERN AUSTRALIA</b></p> <p>BRANCH SECRETARY Mark Olson</p> <p><b>Office address</b> 260 Pier Street, Perth 6000 <b>Phone</b> (08) 6218 9444 <b>Information</b> 1800 199 145 (toll free) <b>Fax</b> (08) 9218 9455 <b>Email</b> anf@anfwa.asn.au</p>

